



SM1 series

SM1-300~800 TONS

HEAVY STAMPING LINK MOTION MECHANICAL PRESS



- Link motion with a reduced touch speed and caused less vibration, noise and extended tooling life.
- Provide stable quality by eliminating spring back problem in bending process.
- Increased productivity by up to 40% compared to conventional presses.
- An 8-point square slide guide that with limited gib clearance.
- Heavy duty wet clutch/brake for less friction wear on lining.
- Special-design frame increases rigidity and precision.

Model Type	SM1-300		SM1-500		SM1-800	
	S	H	S	H	S	
Tonnage Capacity	300		500		800	
Stroke Length (D)mm	250	120	300	150	300	
Stroke per Minute S.P.M.	20 ~ 50	40 ~ 70	20 ~ 40	30 ~ 55	15 ~ 30	
Rated Tonnage Point	13	6.5	13	6.5	13	
Die Height (DH)mm	600	400	650	400	750	
Slide Adjustment (G)mm	150		150		150	
Slide Area (P×Q)mm	1000 x 900		1200 x 1100		1500 x 1300	
Bolster Area (E×F)mm	1000 x 1000		1200 x 1200		1500 x 1500	
Bolster Thickness (T)mm	180		250		250	
Bolster Height(with Anti-Vibration Mount) (WH)mm	1060		1060		1200	
Upper Die Weight	500		1000		2000	
Main Motor HP×P	50 x 4		60 x 4		100 x 4	
Slide Adjust Motor HP×P	2 x 4		2 x 4		3 x 6	
Window Opening (J×K)mm	600 x 450	600 x 300	700 x 550	700 x 400	850 x 650	
Total Height (H)mm	4600	4300	4800	4400	6000	
Position of Anti-Vibration Mount (M×N)mm	2000 x 1310		2200 x 1345		2500 x 1630	
Floor Space Required (W×L)mm	2000 x 2600		2600 x 2900		2770 x 3500	
Air Pressure Required	kgf/cm ² 5					
Die Cushion(Optional)						
Capacity	ton	45	—	75	—	120
Stroke Length	mm	110	—	110	—	110
Die Cushion Area (LR×FR)mm		640 x 440	—	740 x 540	—	940 x 640

*This specification is subject to change without notice.

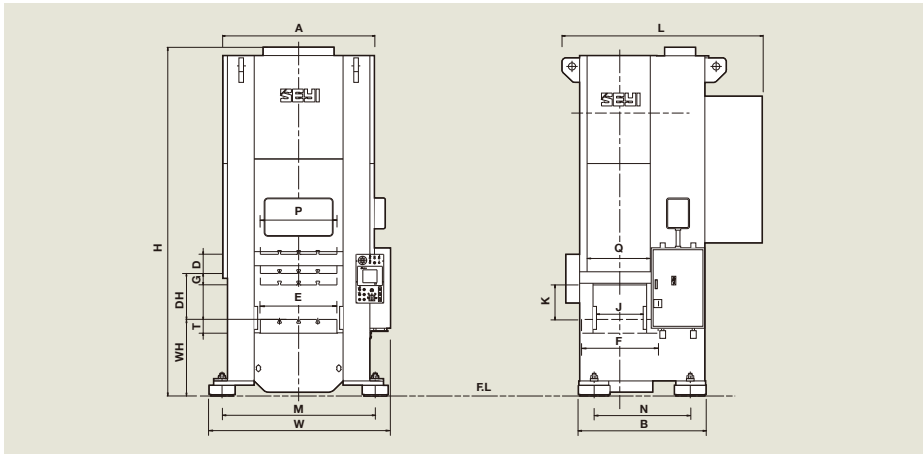
General Attachments

- Counter Balancer
- Hydraulic Overload Protector
- Motorized Slide Adjustment
- Programmable Cam Switches
- Display of SPM and Crank Angle
- Total Counter - 1 Set
- Preset Counter - 1 Set
- Maintenance Counter - 1 Set
- Misfeed Detector Socket - 2 Sets
- Air Outlet - 1 Set
- Air Ejector - 1 Set
- Main Motor with Inverter
- Flywheel Brake
- Main Motor FWD/REV Switch
- Electrical Die Stick Release Device
- Automatic Circulation Lubrication System
- Upright Mount Cabinet Type Operation Console
- Touch Panel
- Wet-Type Clutch & Brake
- Dual Check Safety Electrical Circuit
- Large and Lockable Emergency Stop Button - 1 Set
- Die Lighting Device
- Portable Operation Stand - 1 Set
- Safety Block
- Maintenance Tools Box
- Anti-Vibration Mount

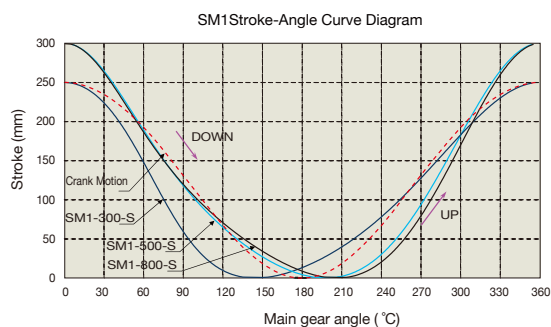
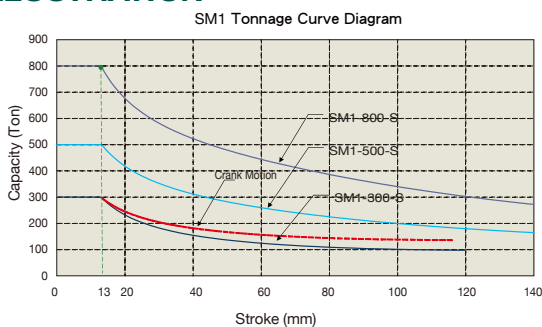
Options

- Hydraulic Die Cushion Device
- Pneumatic Knockout Device
- Quick Die Change System
- Light Curtain
- Load Monitor

MACHINE DIMENSION



ILLUSTRATION



SHIEH YIH MACHINERY INDUSTRY CO., LTD.

HEADQUARTERS NO.446, Nan Shang Rd., Kueisan Hsiang, Taoyuan, Taiwan
 TEL: +886-3-352-5466 FAX: +886-3-352-5488
 www.seyi.com

XIE YI TECH MACHINERY(CHINA) CO., LTD.

KUNSHAN FACTORY TEL: +86-512-5740-7900 FAX: +86-512-5740-7899
 www.seyi.com.cn

DONGGUAN BRANCH TEL: +86-769-8502-8531 FAX: +86-769-8502-8530
 www.seyi.com.cn

SEYI-AMERICA, INC.

CALIFORNIA TEL: +1-909-839-1151
 FAX: +1-909-839-1150
 www.seyiamerica.com

TENNESSEE TEL: +1-931-455-7700
 FAX: +1-931-455-6092
 www.seyiamerica.com

SEYI Presses Europe GmbH

EUROPE www.seyi-europe.com